

COMP9334

Capacity Planning for Computer Systems and Networks

Week 5: Non-markovian queueing
models and queueing disciplines

Week 3: Queues with Poisson arrivals (1)

- Single-server M/M/1

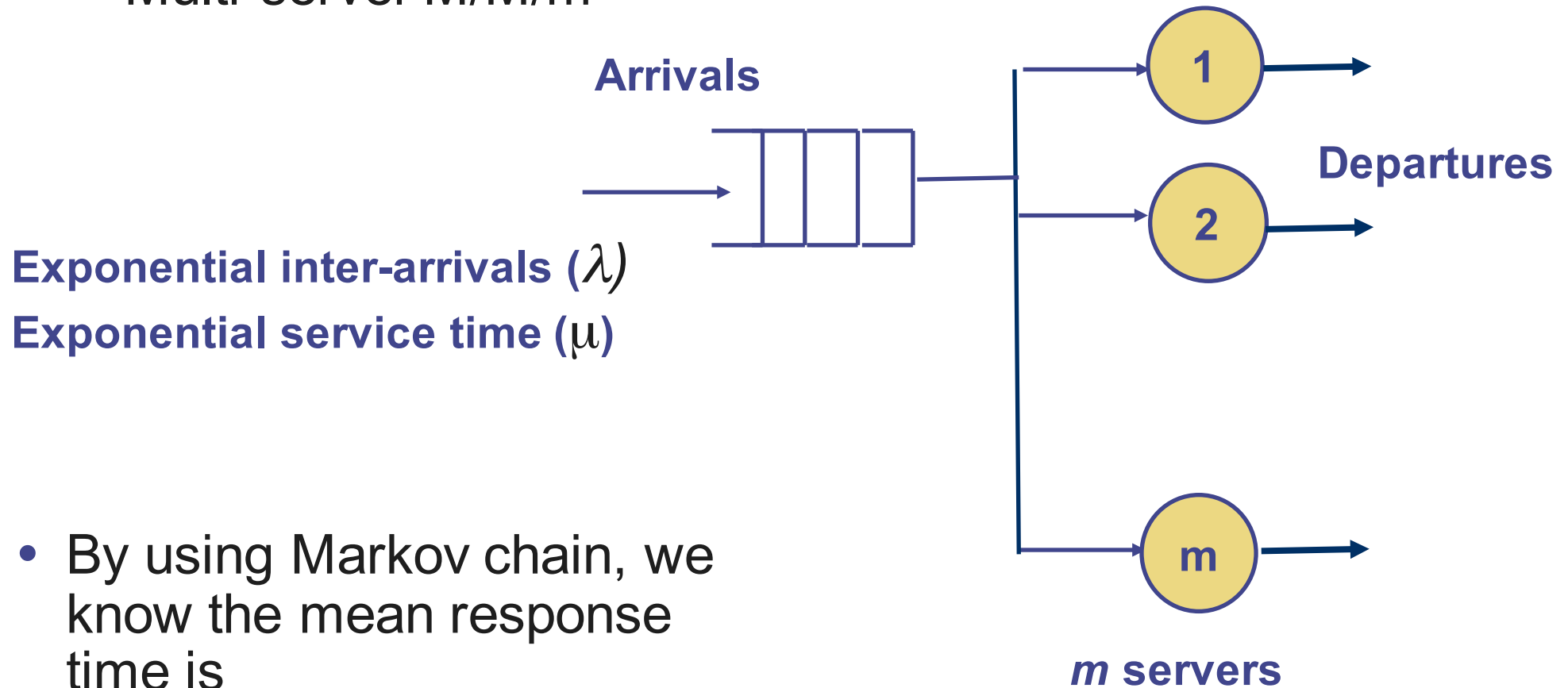


- By using a Markov chain, we can show that the mean response time is:

$$= \frac{1}{\mu - \lambda}$$

Week 3: Queues with Poisson arrivals

- Multi-server M/M/m

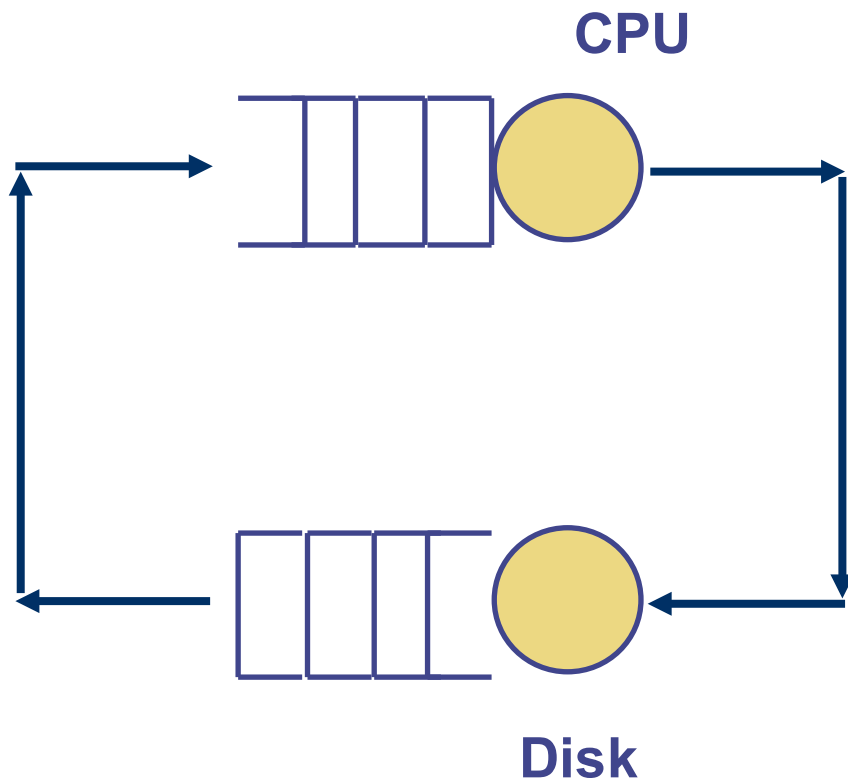


- By using Markov chain, we know the mean response time is

$$T = \frac{C(\rho, m)}{m\mu(1 - \rho)} + \frac{1}{\mu} \quad \rho = \frac{\lambda}{m\mu} \quad C(\rho, m) = \frac{\frac{(m\rho)^m}{m!}}{(1 - \rho) \sum_{k=0}^{m-1} \frac{(m\rho)^k}{k!} + \frac{(m\rho)^m}{m!}}$$

Week 4: Closed-queueing networks

- Analyse closed-queueing network with Markov chain
 - The transition between states is caused by an arrival or a departure according to exponential distribution

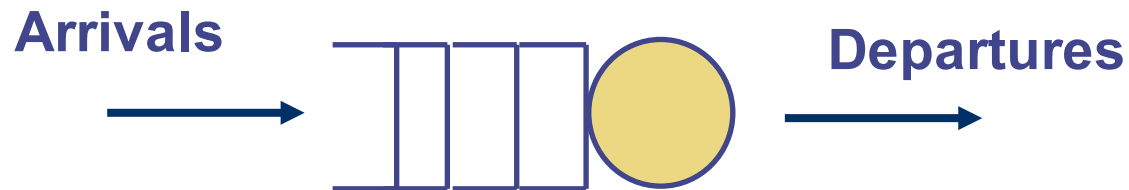


- General procedure
 - Identify the states
 - Find the state transition rates
 - Set up the balance equations
 - Solve for the steady state probabilities
 - Find the response time etc.

This lecture: Road Map

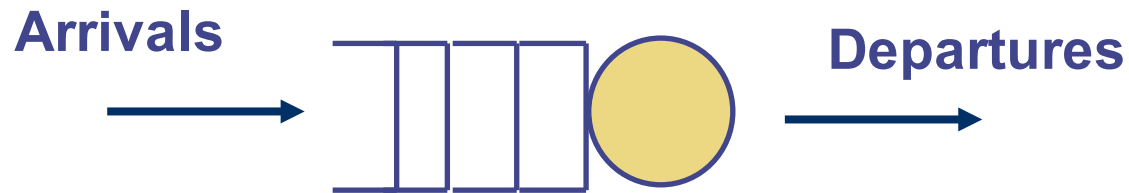
- Single-server queues
 - What if the arrival rate and/or the service rate is not exponentially distributed
- Multi-server queues
 - What if the arrival rate and/or the service rate is not exponentially distributed
- Queueing networks
- Queueing disciplines

General single-server queues



- Need to specify the
 - Inter-arrival time probability distribution
 - Service time probability distribution
- Independence assumptions
 - All inter-arrival times are independent
 - All service times are independent
 - The amount of service of customer A needs is independent of the amount of time customer B needs
 - The inter-arrival time and service time are independent of each other
- Under the independence assumption, we can analyse a number of types of single server queues
 - Without the independence assumption, queueing problems are very difficult to solve!

Classification of single-server queues



- Recall Kendall's notation: "M/M/1" means
 - "M" in the 1st place means inter-arrival time is exponentially distributed
 - "M" in the 2nd place means service time probability is exponentially distributed
 - "1" in 3rd position means 1 server
- We use a "G" to denote a general probability distribution
 - Meaning any probability distribution
- Classification of single-server queues:

		Service time Distribution:	
		Exponential	General
Inter-arrival time distribution:	Exponential	M/M/1	M/G/1
	General	G/M/1	G/G/1

Example M/G/1 queue problem

- Consider an e-mailer server
- E-mails arrive at the mail server with a Poisson distribution with mean arrival rate of 1.2 messages/s
- The service time distribution of the emails are:
 - 30% of messages processed in 0.1 s, 50% in 0.3 s, 20% in 2 s
- What is
 - Average waiting time for a message?
 - Average response time for a message?
 - Average number of messages in the mail system?
- This is an M/G/1 queue problem
 - Arrival is Poisson
 - Service time is not exponential
- In order to solve an M/G/1 queue, we need to understand what the **moment of a probability distribution** is.

Revision: moment of a probability distribution (1)

- Consider a discrete probability distribution
 - There are n possible outcomes: x_1, x_2, \dots, x_n
 - The probability that x_i occurs is p_i
- Example: For a fair dice
 - The possible outcomes are $1, 2, \dots, 6$
 - The probability that each outcome occurs is $1/6$
- The first moment (also known as the mean or expected value) is

$$E[X] = \sum_{i=1}^n x_i p_i$$

- For a fair dice, the first moment is
 $= 1 * 1/6 + 2 * 1/6 + \dots + 6 * 1/6 = 3.5$

Revision: moment of a probability distribution (2)

- The second moment of a discrete probability distribution is

$$E[X^2] = \sum_{i=1}^n x_i^2 p_i$$

- For a fair dice, the second moment is
 $= 1^2 * 1/6 + 2^2 * 1/6 + \dots + 6^2 * 1/6$
- You can prove that
 - Second moment of $X = (E[X])^2 + \text{Variance of } X$
- Note: The above definitions are for discrete probability distribution. We will look at continuous probability distribution a moment later

Solution to M/G/1 queue

- M/G/1 analysis is still tractable
- M/G/1 is no longer a Markov chain
- For a M/G/1 queue with the characteristics
 - Arrival is Poisson with rate λ
 - Service time S has
 - Mean = $1/\mu = E[S]$ = First moment
 - Second moment = $E[S^2]$
- The mean waiting time W of a M/G/1 queue is given by the Pollaczek-Khinchin (P-K) formula:

$$W = \frac{\lambda E[S^2]}{2(1 - \rho)} \quad \text{where} \quad \rho = \frac{\lambda}{\mu}$$

Back to our example queueing problem (1)

- Consider an e-mailer server
- E-mails arrive at the mail server with a Poisson distribution with mean arrival rate of 1.2 messages/s
- The service time distribution of the emails are:
 - 30% of messages processed in 0.1 s, 50% in 0.3 s, 20% in 2 s
- *Exercise:* In order to find the mean waiting time using the P-K formula, we need to know
 - Mean arrival rate,
 - Mean service time, and,
 - Second moment of service time.
- Can you find them?

Back to our example queueing problem (2)

- Consider an e-mailer server
- E-mails arrive at the mail server with a Poisson distribution with mean arrival rate of 1.2 messages/s
- The service time distribution of the emails are:
 - 30% of messages processed in 0.1 s, 50% in 0.3 s, 20% in 2 s
- Solution
 - Mean arrival rate =
 - Mean service time
=
 - Second moment of the service time
=
- You now have everything you need to compute the mean waiting time using the P-K formula

Back to our example queueing problem (3)

- Since
 - Mean arrival rate $\lambda = 1.2$ messages/s
 - Mean service time ($E[S]$ or $1 / \mu$) = 0.58s
 - Second moment of mean service time $E[S^2] = 0.848 \text{ s}^2$
- Utilisation $\rho = \lambda / \mu = \lambda E[S] = 1.2 * 0.58 = 0.696$
- Substituting these values in the P-K formula

$$W = \frac{\lambda E[S^2]}{2(1 - \rho)} \quad W = 1.673\text{s.}$$

- How about:
 - Average response time for a message
 - Average number of messages in the mail system

Back to our example queueing problem (4)

Since the mean waiting time $W = 1.673s$.

The mean response time T is

$T =$

[Redacted]

[Redacted]
Average # messages in the system

[Redacted]

Exercise: Can you use mean waiting time and Little's Law to determine the mean number of messages in the queue?

Understanding the P-K formula

- Since the Second moment of $S = E[S]^2 + \text{Variance of } S$
- We can write the P-K formula as
 - Meaning waiting time =

$$W = \frac{\lambda(E[S]^2 + \sigma_S^2)}{2(1 - \rho)}$$

- Smaller variance in service time \rightarrow smaller waiting time
- M/D/1 is a special case of M/G/1
 - “D” stands for deterministic: Constant service time $E[S]$ and Variance of $S = 0$
 - For the same value of ρ and $E[S]$, deterministic has the smallest mean response time

Moments for continuous probability density

- Exponential function is a continuous probability density
- If a random variable X has continuous probability density function $f(x)$, then its
 - first moment (= mean, expected value) $E[X]$ and
 - second moment $E[X^2]$are given by

$$E[X] = \int x f(x) dx$$

$$E[X^2] = \int x^2 f(x) dx$$

- If the service time S is exponential with rate μ , then
 - $E[S] = 1 / \mu$
 - $E[S^2] = 2 / \mu^2$

M/M/1 as a special case of M/G/1

- Let us apply the result of the M/G/1 queue to exponential service time
 - Let us put $E[S] = 1/\mu$ and $E[S^2] = 2/\mu^2$ in the P-K formula:

$$W = \frac{\lambda E[S^2]}{2(1 - \rho)}$$

- We get

$$W = \frac{\rho}{\mu(1 - \rho)}$$

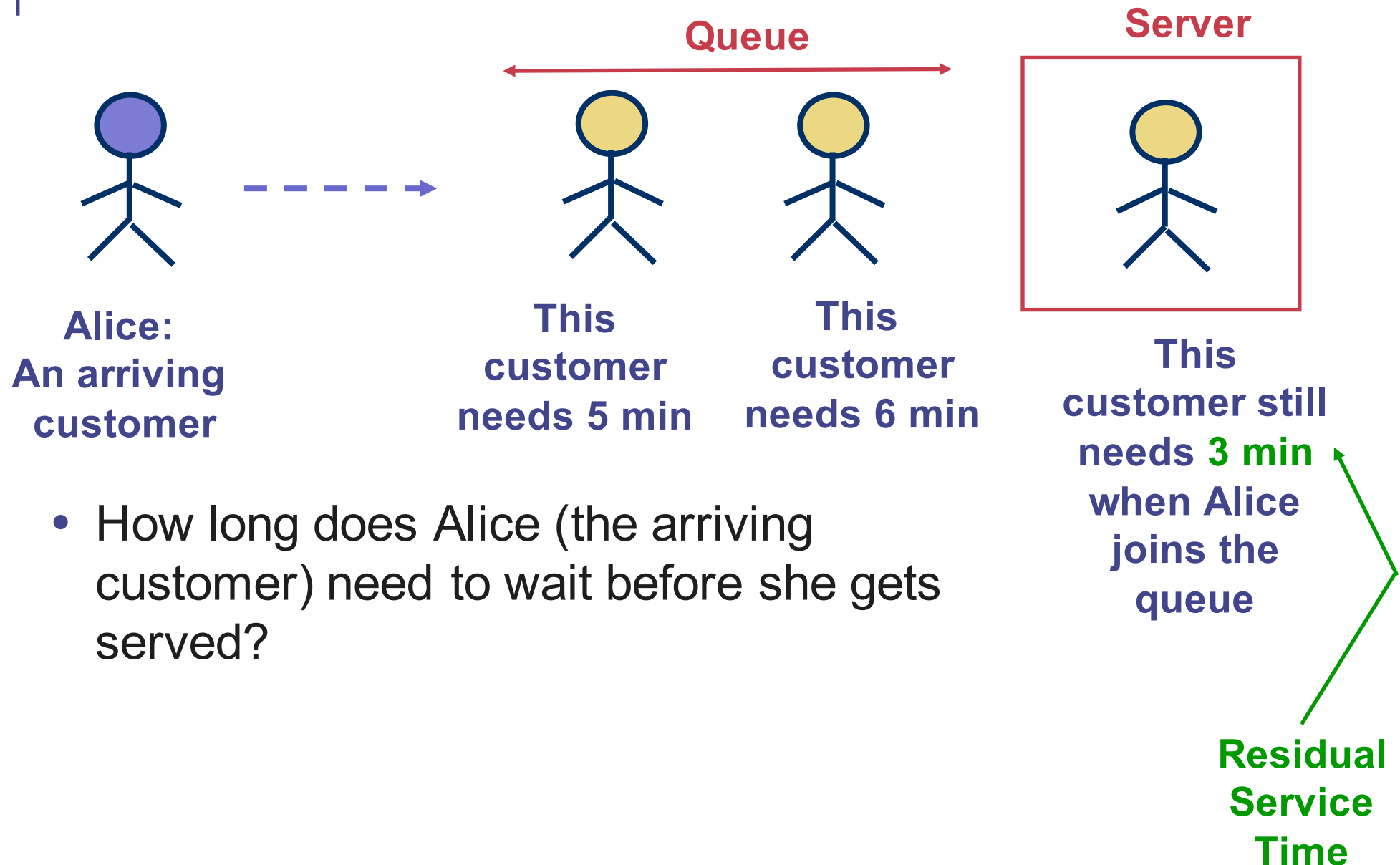
- Which is the same as the M/M/1 queue waiting time formula that we derive in Week 3

Remark on M/G/1

$$W = \frac{\lambda E[S^2]}{2(1 - \rho)}$$

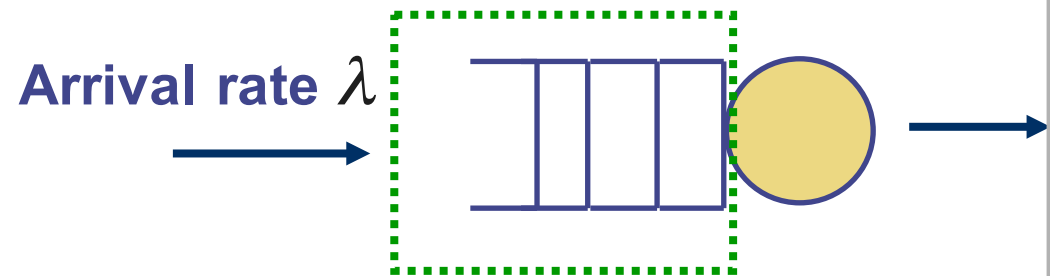
- $\rho \rightarrow 1, W \rightarrow \infty$

Deriving the P-K formula (1)



Deriving the P-K formula (2)

- Let
 - W = Mean waiting time
 - N = Mean number of customers in the queue
 - $1/\mu$ = Mean service time
 - R = Mean residual service time
- We can prove that
 - $W = N * (1/\mu) + R$



- Applying Little's Law to the queue
 - $N = \lambda W$

Substitution

$$W = \lambda \times W \times \frac{1}{\mu} + R \Rightarrow W = \frac{R}{1 - \rho}$$

where $\rho = \frac{\lambda}{\mu}$

Deriving P-K formula (3)

- We have just showed that the mean waiting time in a M/G/1 queue is

$$W = \frac{R}{1 - \rho}$$

- The P-K formula says

$$W = \frac{\lambda E[S^2]}{2(1 - \rho)}$$

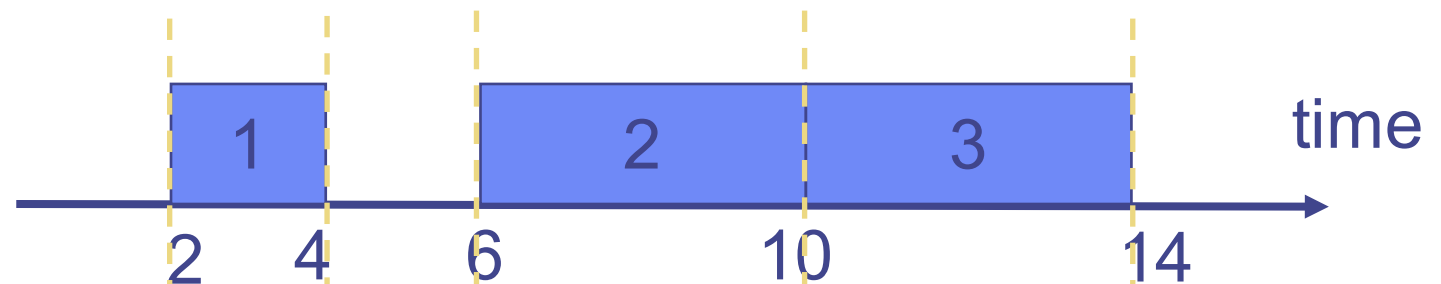
- We can prove the P-K formula if we can show that the mean residual time R is

$$R = \frac{1}{2} \lambda E[S^2]$$

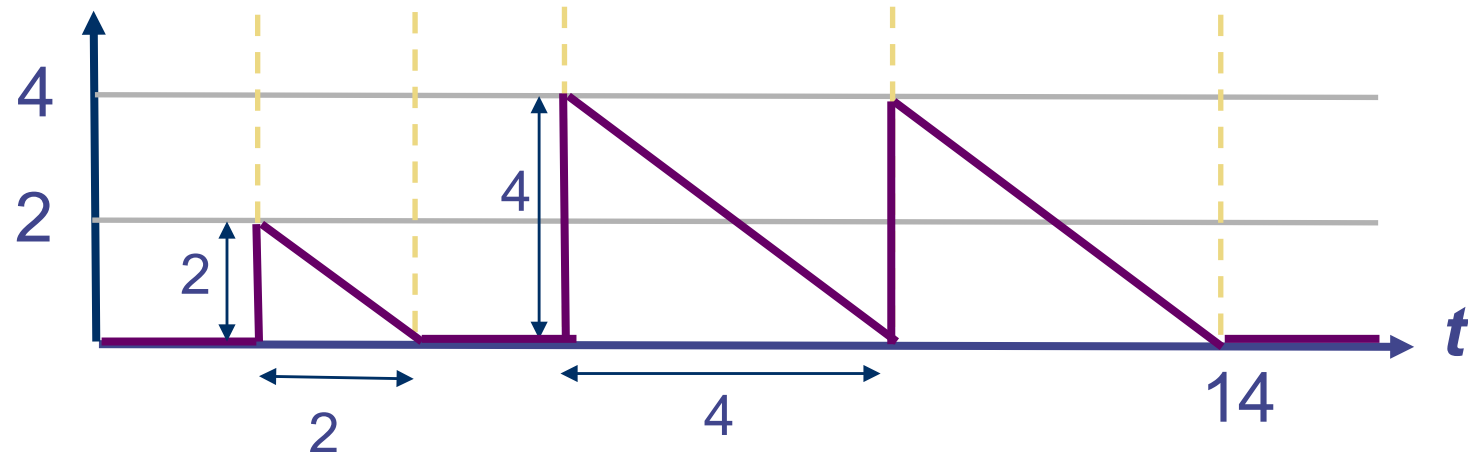
How residual service time changes over time?

Job index	Arrival time	Processing time required
1	2	2
2	6	4
3	8	4

Time when each job is being served:

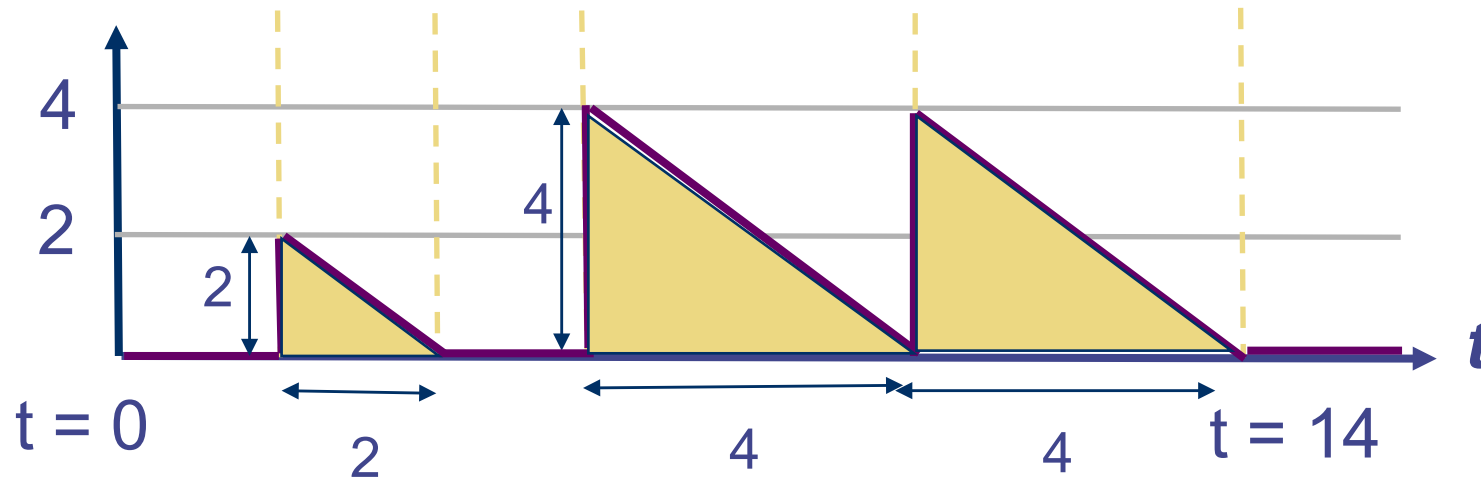


Residual service time seen by a customer arriving at time t



What is the mean residual time ...

Residual service time seen by a customer arriving at time t



Mean residual time seen by an arriving customer over time $[0,14]$

$$= \frac{\text{Area under the curve over } [0,14]}{14}$$

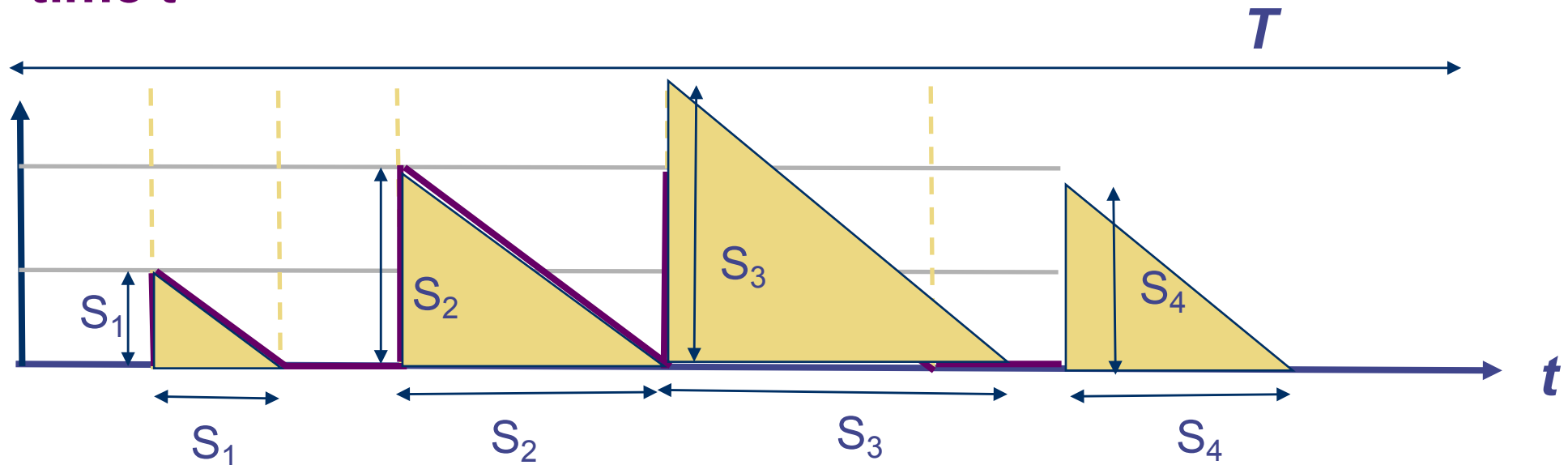
$$= \frac{\frac{1}{2} \times 2^2 + \frac{1}{2} \times 4^2 + \frac{1}{2} \times 4^2}{14}$$

Service time!

Note: This is an application of PASTA
Poisson arrivals see time averages
(See Week 3)

In general

Residual service time seen by a customer arriving at time t



Assuming M jobs are completed in time T

Mean residual time

$$= \frac{\sum_{i=1}^M \frac{1}{2} S_i^2}{T} = \frac{1}{2} \frac{\sum_{i=1}^M S_i^2}{M} \frac{M}{T} = \frac{1}{2} E[S^2] \lambda$$

The P-K formula

- Thus, the mean residual time R is

$$R = \frac{1}{2} \lambda E[S^2]$$

- By substituting this into $W = \frac{R}{1 - \rho}$
- We get the P-K formula

- This derivation also shows that the waiting time is proportional to the residual service time
- The residual service time is proportional to the 2nd moment of service time

G/G/1 queue

- G/G/1 queue are harder to analyse
- Generally, we cannot find an explicit formula for the the waiting time or response time for a G/G/1 queue
- Results on G/G/1 queue include
 - Approximation results
 - Bounds on waiting time

Approximate G/G/1 waiting time

- There are many different methods to find the approximate waiting time for a G/G/1 queue
- Most of the approximation works well when the traffic is heavy, i.e. when the utilisation ρ is high
- Let
 - Mean arrival rate = λ
 - Variance of inter-arrival time = σ_a^2
 - Service time S has mean $1/\mu = E[S]$
 - Variance of service time = σ_s^2
- The approximate waiting time for a G/G/1 queue is

$$W \approx \frac{\lambda^2(\sigma_a^2 + \sigma_s^2)}{1 + \lambda^2\sigma_s^2} \frac{\lambda(E[S]^2 + \sigma_s^2)}{2(1 - \rho)} \quad \text{where } \rho = \frac{\lambda}{\mu}$$

- Note: $\rho \rightarrow 1, W \rightarrow \infty$
- Large variance means large waiting time

Bounds for G/G/1 waiting time

- Let
 - Mean arrival rate = λ
 - Variance of inter-arrival time = σ_a^2
 - Service time S has mean $1/\mu = E[S]$
 - Variance of service time = σ_s^2
- A bound for the waiting time for a G/G/1 queue is

$$W \leq \frac{\lambda(\sigma_a^2 + \sigma_s^2)}{2(1 - \rho)}$$

- Note that the bound suggests that large variance means large waiting time

Approximation for G/G/m queue

- Only approximate waiting time available for G/G/m
- The waiting time is

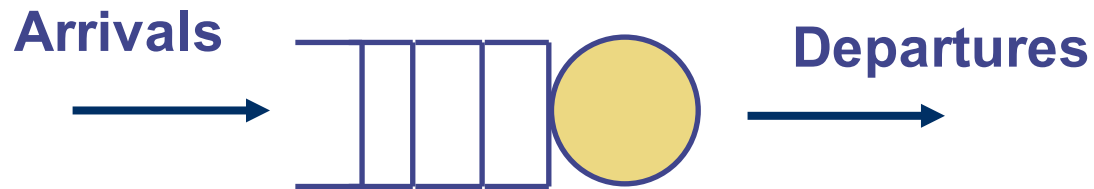
$$W_{G/G/m} = W_{M/M/m} \frac{C_a^2 + C_s^2}{2}$$

where $W_{M/M/m}$ = Waiting time of M/M/m queue
 C_a = Coeff of variation of inter-arrival time
 C_b = Coeff of variation of service time

- Coefficient of variation of a random variable X
= Standard deviation of X / mean of X

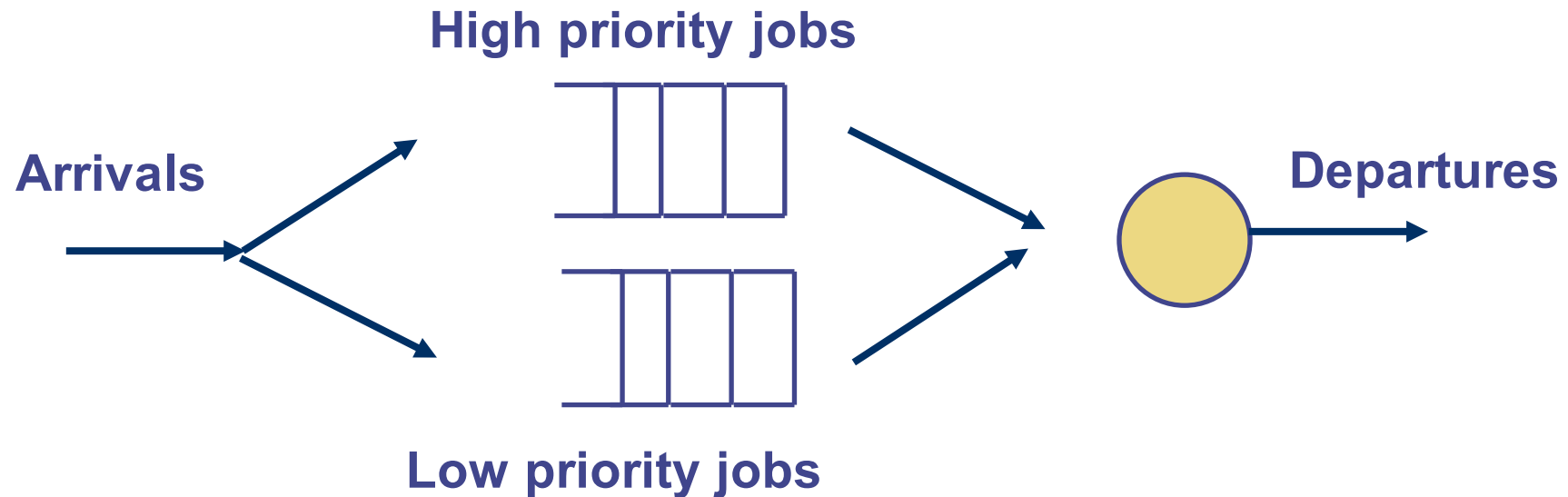
Note: Variance in arrival or service time increases queueing

Queuing disciplines



- We have focused on *first-come first-serve* (FCFS) queues so far
- However, sometimes you may want to give some jobs a higher priority than others
- Priority queues can be classified as
 - Non-preemptive
 - Preemptive resume

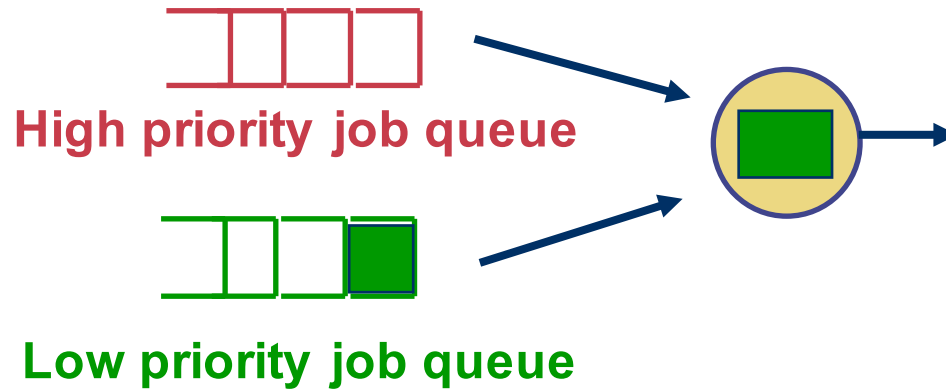
What is priority queueing?



- A job with low priority will only get served if the high priority queue is empty
- Each priority queue is a FCFS queue
- Exercise: If the server has finished a job and finds 1 job in the high priority queue and 3 jobs in the low priority queue, which job will the server start to work on?
 - Repeat the exercise when the high priority queue is empty and there are 3 jobs in the low priority queue.

Preemptive and non-preemptive priority (1)

- Example:



Time $t = 9$

- The high priority job queue is empty
- The server starts serving a low priority job which requires 2s of processing

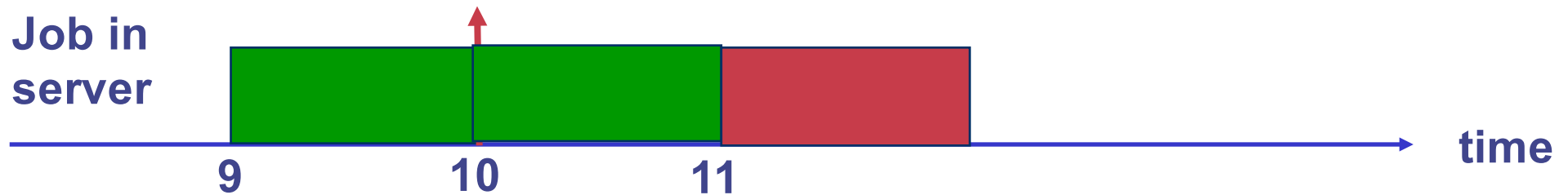
Time $t = 10$: A high priority job requiring 1s of processing arrives

Preemptive and non-preemptive priority (2)

- **Non-preemptive:**

- A job being served will not be interrupted (even if a higher priority job arrives in the mean time)

- Example: High priority job (red), low priority job (green)



Time $t = 10$: A high priority job requiring 1s of processing arrives. The job joins the high priority queue

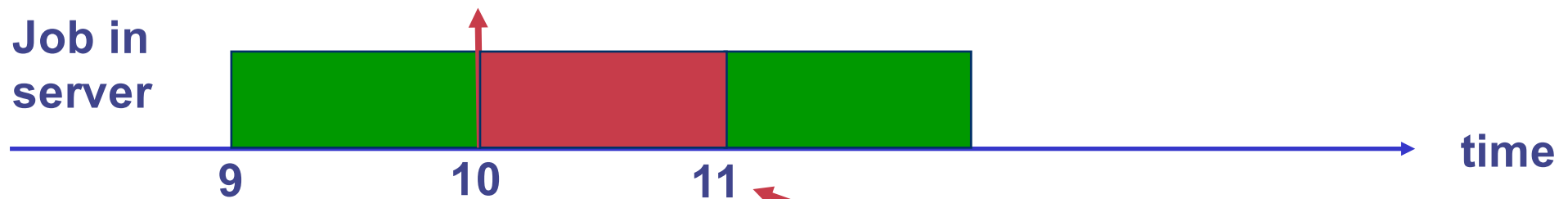
Time $t = 11$: Server finishes processing the low priority job. It takes the high priority job in from the queue

Preemptive and non-preemptive priority (3)

- **Preemptive resume:**

- Higher priority job will interrupt a lower priority job under service. Once all higher priorities served, an interrupted lower priority job is resumed.

- Example: High priority job (red), low priority job (green)

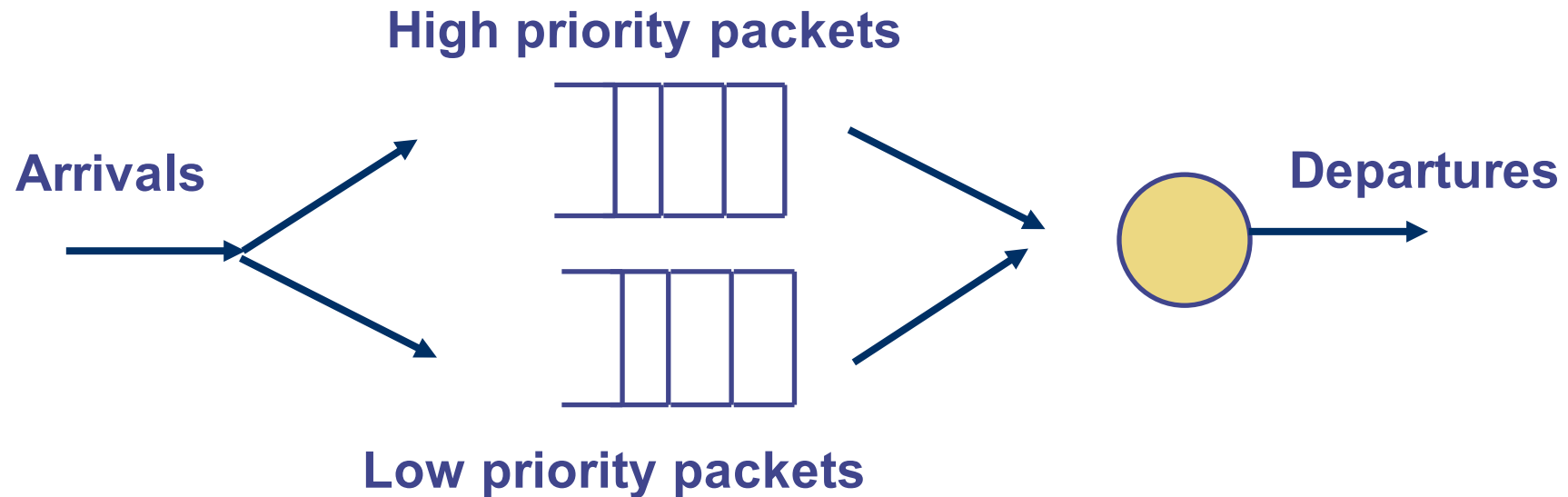


Time $t = 10$: A high priority job requiring 1s of processing arrives.

The server starts processing the high priority job immediately

Time $t = 11$: Server finishes processing the high priority job. Since no high priority job arrives in $(10,11]$, the high priority job queue is empty, it resumes processing the low priority job that is pre-empted at time $t = 10$

Example of non-preemptive priority queueing



- Example: In the output port of a router, you want to give some packets a higher priority
 - In Differentiated Service
 - Real-time voice and video packets are given higher priority because they need a lower end-to-end delay
 - Other packets are given lower priority
- You cannot preempt a packet transmission and resume its transmission later
 - A truncated packet will have a wrong checksum and packet length etc.

Example of preemptive resume priority queueing

- E.g. Modelling multi-tasking of processors
- Can interrupt a job but you need to do context switching (i.e. save the registers for the current job so that it can be resumed later)

M/G/1 with priorities

- Separate queue for each priority (see picture next page)
 - Classified into P priorities before entering a queue
 - Priorities numbered 1 to P , Queue 1 being the highest priority
- Arrival rate of priority class p is

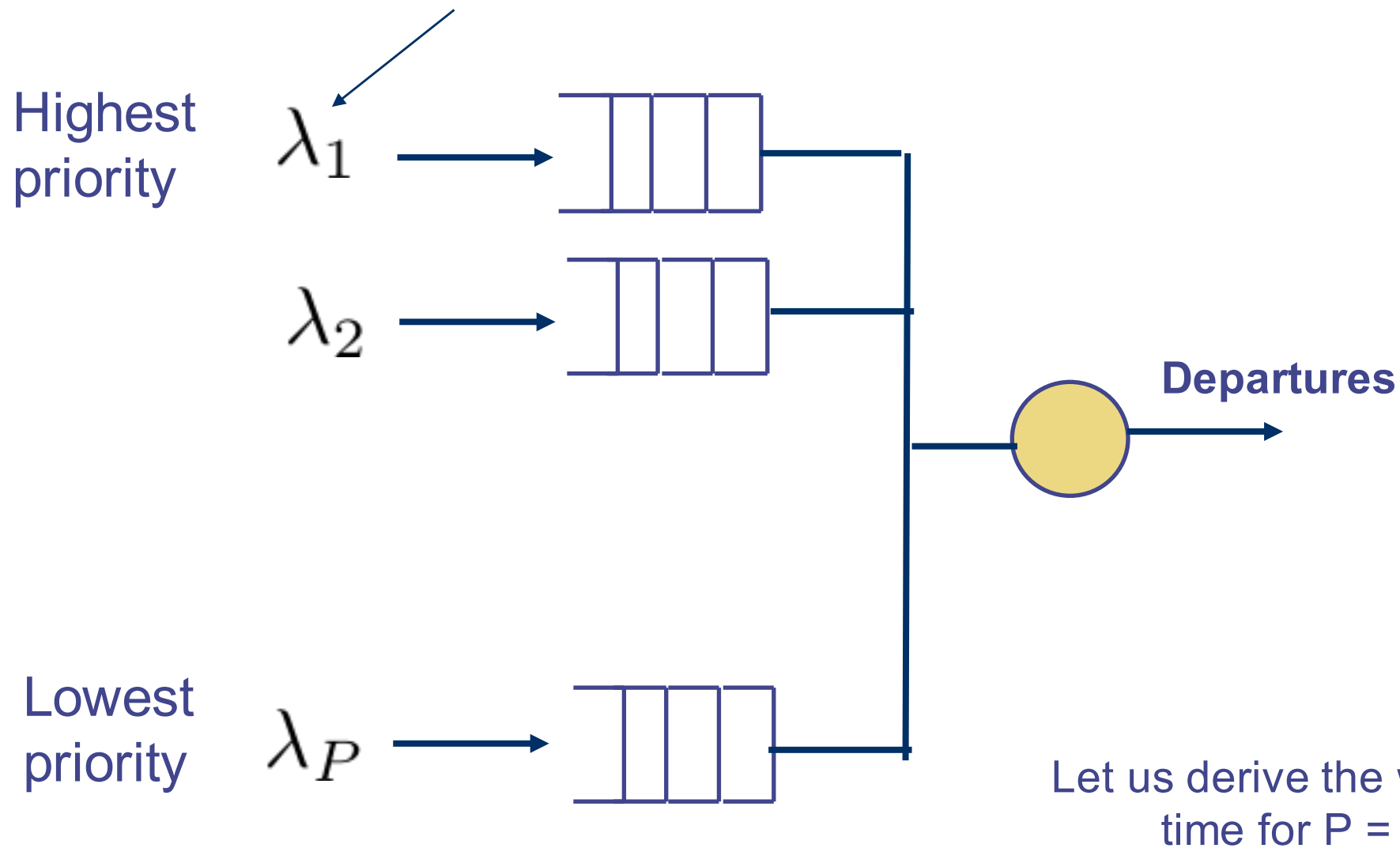
$$\lambda_p \text{ where } p = 1, \dots, P$$

- Average service time and second moment of class p requests is given by

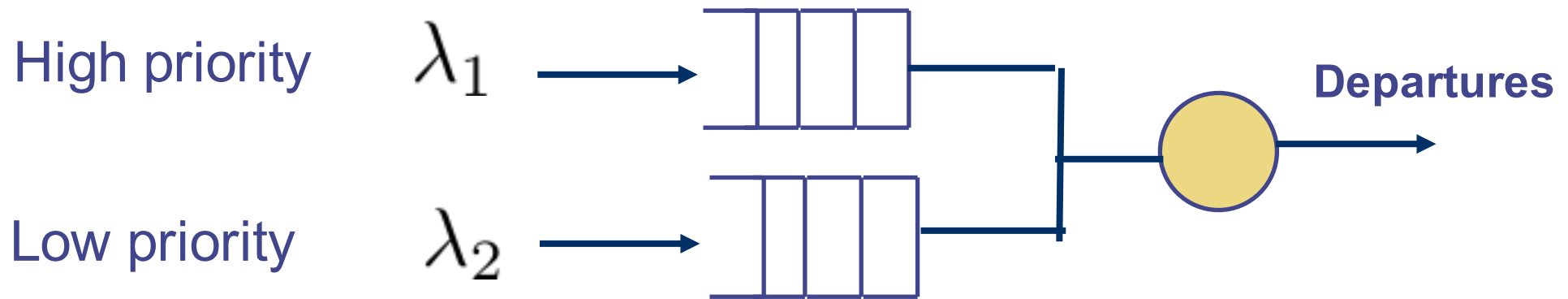
$$E[S_p] \text{ and } E[S_p^2]$$

Priority queue

Arrival rate for each priority class



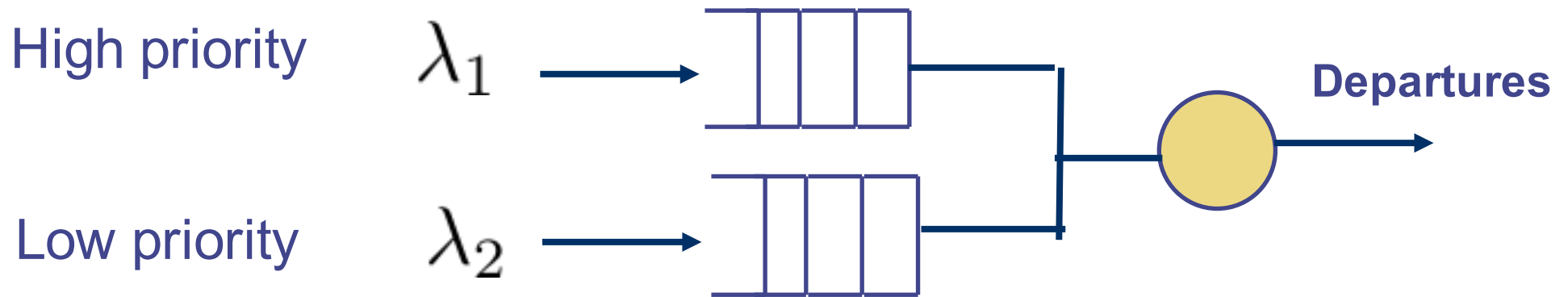
Deriving the non-preemptive queue result (1)



- S_1 - service time for Class 1 with mean $E[S_1]$
- W_1 = mean waiting time for Class 1 customers
- N_1 = number of Class 1 customers in the queue
- R = mean residual service time when a customer arrives
- We have for Class 1: $W_1 = N_1 E[S_1] + R$
- Little's Law: $N_1 = \lambda_1 W_1$

$$W_1 = \frac{R}{1 - \rho_1} \quad \text{where} \quad \rho_1 = \lambda_1 E[S_1]$$

Deriving the non-preemptive queue result (2)




- To find the residual service time R , note that the customer in the server can be a high or low priority customer, we have

$$R =$$

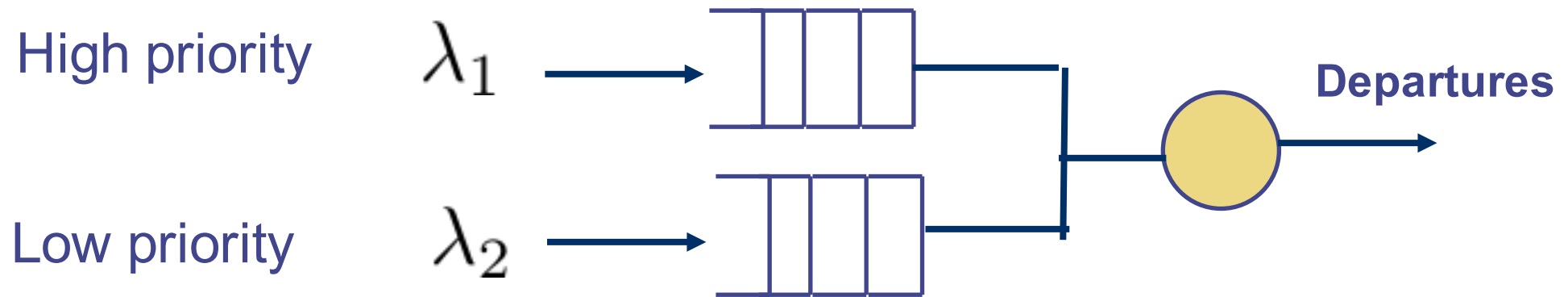


- The waiting time is therefore

$$W_1 =$$

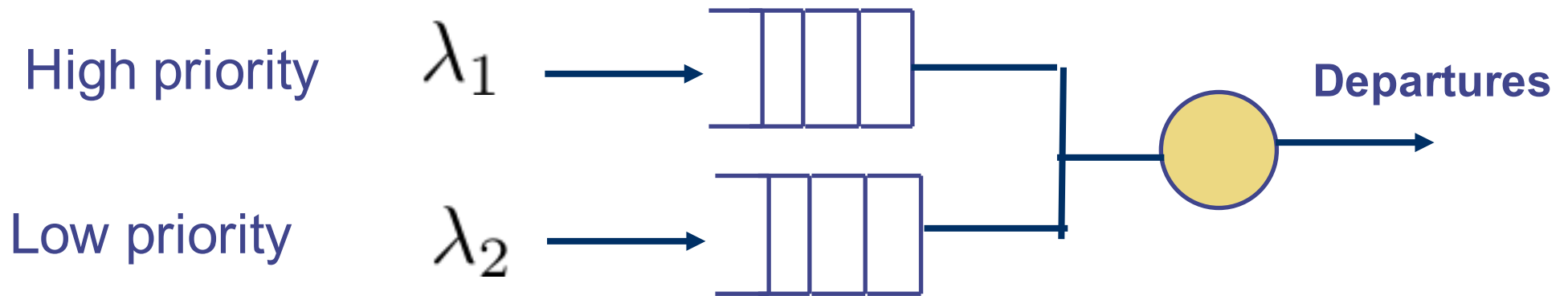


Deriving the non-preemptive queue result (3)



- S_2 - service time for Class 2 with mean $E[S_2]$
- W_2 = mean waiting time for Class 2 customers
- N_2 = number of Class 2 customers in the queue
- R = mean residual service time when a customer arrives

Deriving the non-preemptive queue result (4)



- For Class 2 customers:

Question:

Consider a customer arriving at the low priority queue, when can this customer receive service?

You can divide the waiting time for this customer into 4 components, what are they?

Deriving the non-preemptive queue result (5)

$$W_2 =$$



- Little's Law to Queue 1:

$$N_1 = \lambda_1 W_1$$

- Little's Law to Queue 2:

$$N_2 = \lambda_2 W_2$$

- Combining all of the above

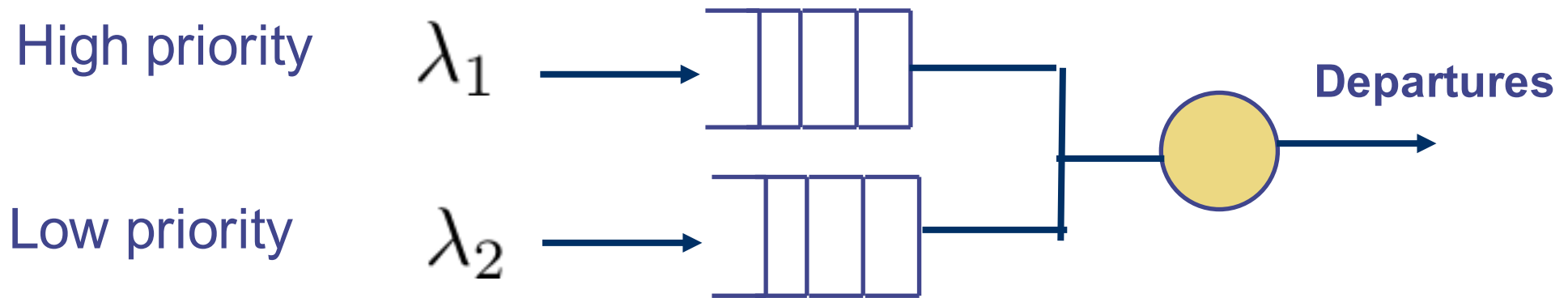
$$W_2 = \frac{R + \rho_1 W_1}{1 - \rho_1 - \rho_2}$$

Where

$$\rho_2 = \lambda_2 E[S_2]$$

$$\rho_1 = \lambda_1 E[S_1]$$

Deriving the non-preemptive queue result (6)



$$W_2 = \frac{R}{(1 - \rho_1)(1 - \rho_1 - \rho_2)}$$

$$W_1 = \frac{R}{1 - \rho_1} \quad \text{where} \quad \begin{aligned} \rho_1 &= \lambda_1 E[S_1] \\ \rho_2 &= \lambda_2 E[S_2] \\ R &= \frac{1}{2} E[S_1^2] \lambda_1 + \frac{1}{2} E[S_2^2] \lambda_2 \end{aligned}$$

Non-preemptive Priority with P classes

Waiting time of priority class k

$$W_k = \frac{R}{(1 - \rho_1 - \dots - \rho_{k-1})(1 - \rho_1 - \dots - \rho_k)}$$

where

$$R = \frac{1}{2} \sum_{i=1}^P E[S_i^2] \lambda_i$$

$$\rho_i = \lambda_i E[S_i] \text{ for } i = 1, \dots, P$$

Example

- Router receives packet at 1.2 packets/ms (Poisson), only one outgoing link
- Assume 50% packet of priority 1, 30% of priority 2 and 20% of priority 3. Mean and second moment given in the table below.
- What is the average waiting time per class?
- Solution to be discussed in class.

Priority	Mean (ms)	2nd Moment (ms²)
1	0.5	0.375
2	0.4	0.400
3	0.3	0.180

Pre-emptive resume priority (1)

- Can be derived using a similar method to that used for non-preemptive priority
- The key issue to note is that a job with priority k can be interrupted by a job of higher priority even when it is in the server
- For $k = 1$ (highest priority), the response time T_1 is:

$$T_1 = E[S_1] + \frac{R_1}{(1 - \rho_1)} \quad \text{where} \quad R_1 = \frac{1}{2} E[S_1^2] \lambda_1$$
$$\rho_1 = E[S_1] \lambda_1$$

A highest priority job only has to wait for the highest priority jobs in front of it.

Preemptive resume priority (2)

- For $k \geq 2$, we have response time for a job in Class k :

l_{k-1}

Question:

Consider a customer arriving in priority class k (≥ 2), what are the components of the waiting time for this customer?

Preemptive resume priority (3)

- Solving these equations, we have the response time of Class k jobs is:

$$T_k = T_{k,1} + T_{k,2}$$

where

$$T_{k,1} = \frac{E[S_k]}{(1 - \rho_1 - \dots - \rho_{k-1})}$$

$$T_{k,2} = \frac{R_k}{(1 - \rho_1 - \dots - \rho_{k-1})(1 - \rho_1 - \dots - \rho_k)}$$

$$R_k = \frac{1}{2} \sum_{i=1}^k E[S_i^2] \lambda_i$$

Other queuing disciplines

- There are many other queueing disciplines, examples include
 - Shortest processing time first
 - Shortest remaining processing time first
 - Shortest expected processing time first
- Optional: For an advanced exposition on queueing disciplines, see Kleinrock, “Queueing Systems Volume 2”, Chapter 3.

Summary

- We have studied a few types of non-Markovian queues
 - M/G/1, G/G/1, G/G/m
 - M/G/1 with priority
- Key method to derive the M/G/1 waiting time (with and without priority) is via the *residual service time*

References

- Recommended reading
 - Bertsekas and Gallager, “Data Networks”
 - Section 3.5 for M/G/1 queue
 - Section 3.5.3 for priority queuing
 - The result on G/G/1 bound is taken from Section 3.5.4