

# **COMP9444**

# **Neural Networks and Deep Learning**

## **1. Neuroanatomy**

# What is a Neural Network?

---

- massively parallel distributed processor made up of simple processing units
- knowledge acquired from environment through a learning process
- knowledge stored in the form of synaptic weights

# Why Neural Networks?

---

- biologically inspired
- good learning properties
- continuous, nonlinear
- well adapted to certain tasks
- fault tolerant
- graceful degradation

# Sub-Symbolic Processing

---



# Theories about Intelligence

---

- 380BC Plato (Rationalism - innateness)
- 330BC Aristotle (Empiricism - experience)
- 1641 Descartes (mind-body Dualism)
- 1781 Kant (Critique of Pure Reason)
- 1899 Sigmund Freud (Psychology)
- 1953 B.F. Skinner (Behaviourism)

# Artificial Intelligence Origins

---

- 1642 Blaise Pascal (mechanical adding machine)
- 1694 Gottfried Leibniz (mechanical calculator)
- 1769 Wolfgang von Kempelen (Mechanical Turk)
- 1837 Charles Babbage & Ada Lovelace (Difference Engine)
- 1848 George Boole (the Calculus of Logic)
- 1879 Gottlob Frege (Predicate Logic)
- 1950 Turing Test
- 1956 Dartmouth conference

# Neural Network Origins

---

- 1943 McCulloch & Pitts (neuron models)
- 1948 Norbert Wiener (Cybernetics)
- 1948 Alan Turing (B-Type Networks)
- 1955 Oliver Selfridge (Pattern Recognition)
- 1962 Hubel and Wiesel (visual cortex)
- 1962 Frank Rosenblatt (Perceptron)

# Serial Symbolic AI

---

- 1956 Newell & Simon (Logic Theorist)
- 1959 John McCarthy (Lisp)
- 1959 Arther Samuel (Checkers)
- 1965 Joseph Weizenbaum (ELIZA)
- 1967 Edward Feigenbaum (Dendral)

# Neural Network “Dark Ages”

---

- 1969 Minsky & Papert published Perceptrons, emphasizing the limitations of neural models, and lobbied agencies to cease funding neural network research.
- from 1969 to 1985 there was very little work in neural networks or machine learning.
- a few exceptions, e.g. Stephen Grossberg, Teuvo Kohonen (SOM), Paul Werbos.

# Knowledge-Based Systems

---

- 1970s and early 1980s, AI research focused on symbolic processing, Expert Systems
- Some commercial success, but ran into difficulties:
  - ▶ combinatorial explosion in search spaces
  - ▶ difficulty of formalising everyday knowledge as well as expert knowledge

# Neural Network Renaissance

---

- 1986 Rumelhart, Hinton & Williams (multi-layer, backprop)
- 1989 Dean Pomerleau (ALVINN)
- late 1980's renewed enthusiasm, hype
- 1990s more principled approaches
- 2000's SVM, Bayesian models became more popular
- 2010's deep learning networks, GPU's
- 2020's spiking networks(?)

# Applications of Deep Learning

---

- Image processing
  - ▶ classification
  - ▶ segmentation
- Language processing
  - ▶ translation
  - ▶ semantic disambiguation
  - ▶ sentiment analysis
- Combining images and text
  - ▶ automatic captioning
- Game playing
  - ▶ AlphaGo
  - ▶ Deep Q-Learning

# History of Deep Learning

---

Two perspectives on the history of Deep Learning

Viewpoint 1: Focusing on recent work (after 2012)

<https://www.cs.toronto.edu/~hinton/absps/NatureDeepReview.pdf>

Viewpoint 2: Focusing on earlier work (before 2012)

<http://people.idsia.ch/~juergen/deep-learning-overview.html>

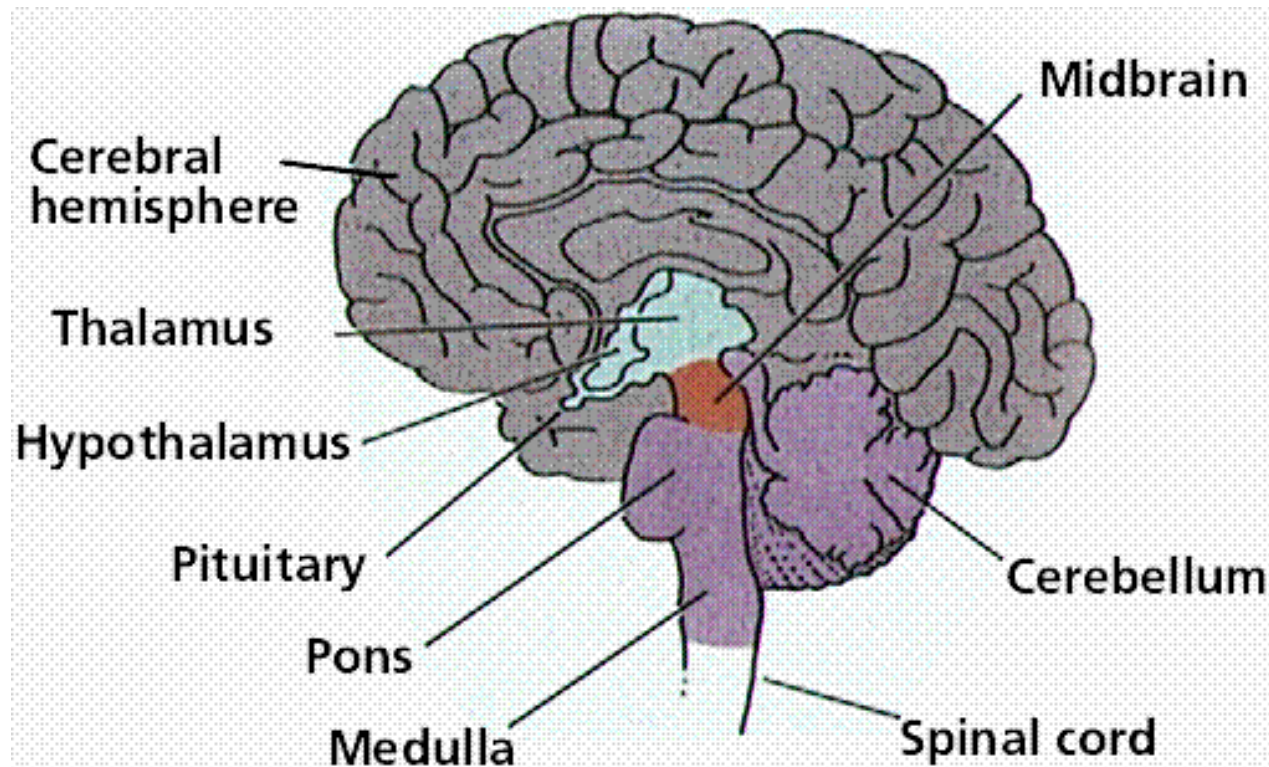
# Neuroanatomy

---

- Central Nervous System
  - ▶ Brain
  - ▶ Spinal cord
- Peripheral Nervous System
  - ▶ Somatic nervous system
  - ▶ Autonomic nervous system
  - ▶ Enteric nervous system

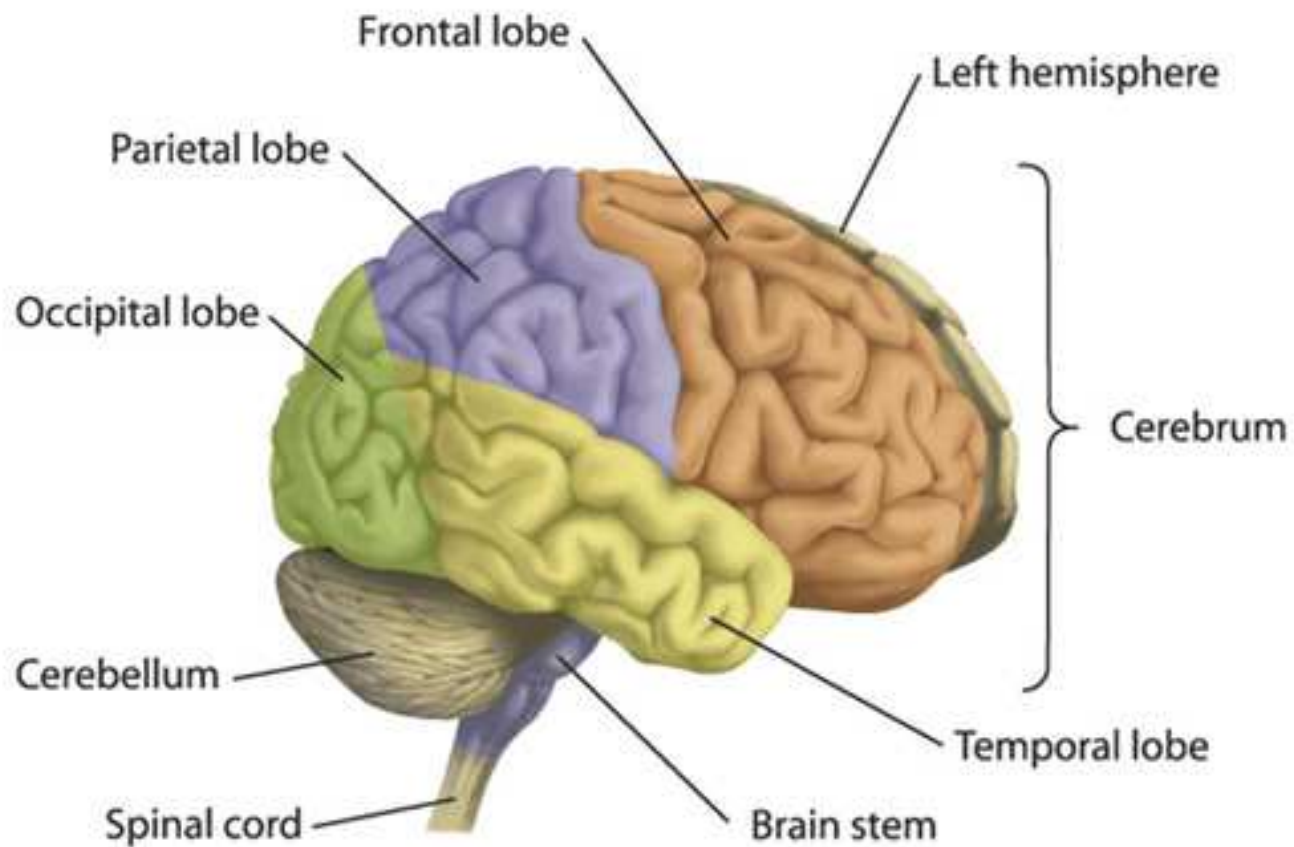
# Brain Regions

---



# Cerebral Cortex

---



# Cerebral Cortex

---

- “cortex” from Latin word for “bark” (of tree)
- cortex is a sheet of tissue making up outer layers of brain, 2-6cm thick
- right and left sides connected by corpus callosum
- functions: thought, voluntary movement, language, reasoning, perception

## Brain Stem

---

- general term for area of brain between the thalamus and spinal cord
- includes medulla, pons, tectum, reticular formation and tegmentum
- functions: breathing, heart rate, blood pressure, and others

## Cerebellum

---

- from Latin word for “little brain”
- functions: movement, balance, posture

## Midbrain

---

- functions: vision, audition, eye movement, body movement

## Thalamus

---

- receives sensory information and relays it to the cerebral cortex
- also relays information from the cerebral cortex to other areas of the brain, and the spinal cord
- functions: sensory integration, motor integration

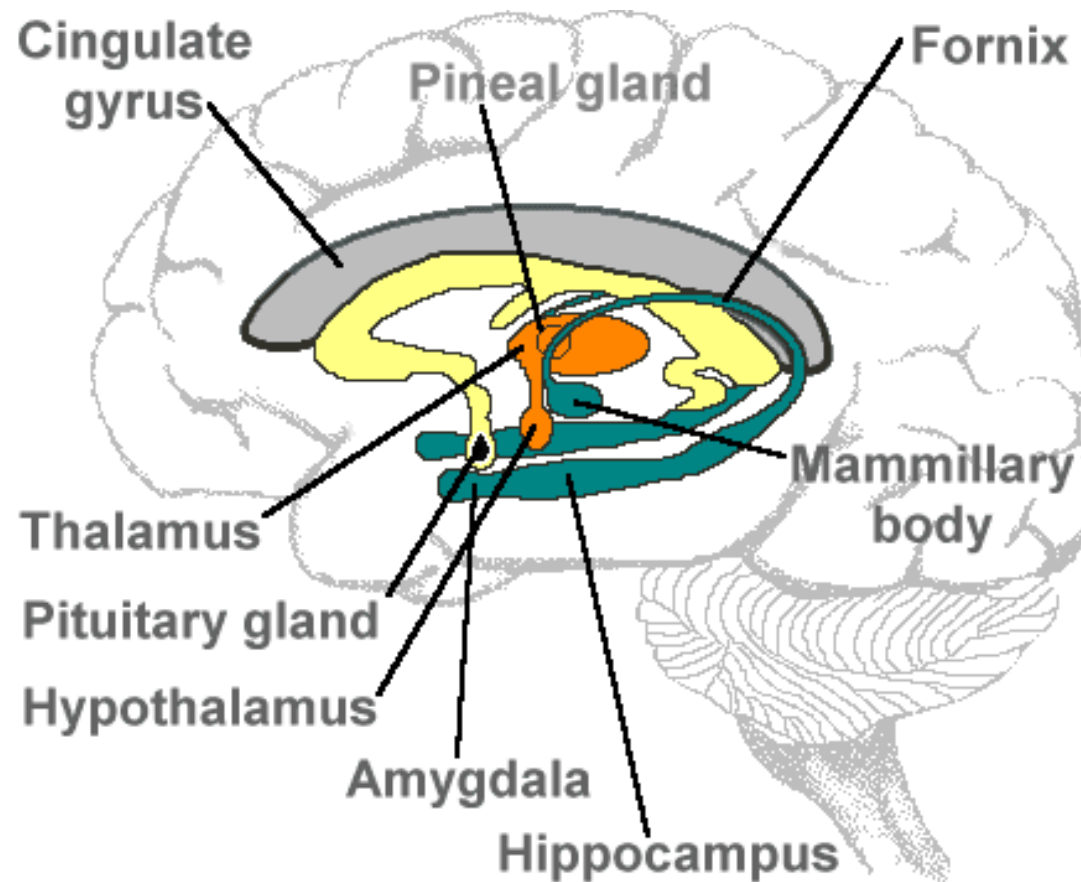
# Hypothalamus

---

- composed of several different areas at the base of the brain
- the size of a pea (about 1/300 of the total brain weight)
- functions: body temperature, emotions, hunger, thirst, circadian rhythms

# Limbic System

---

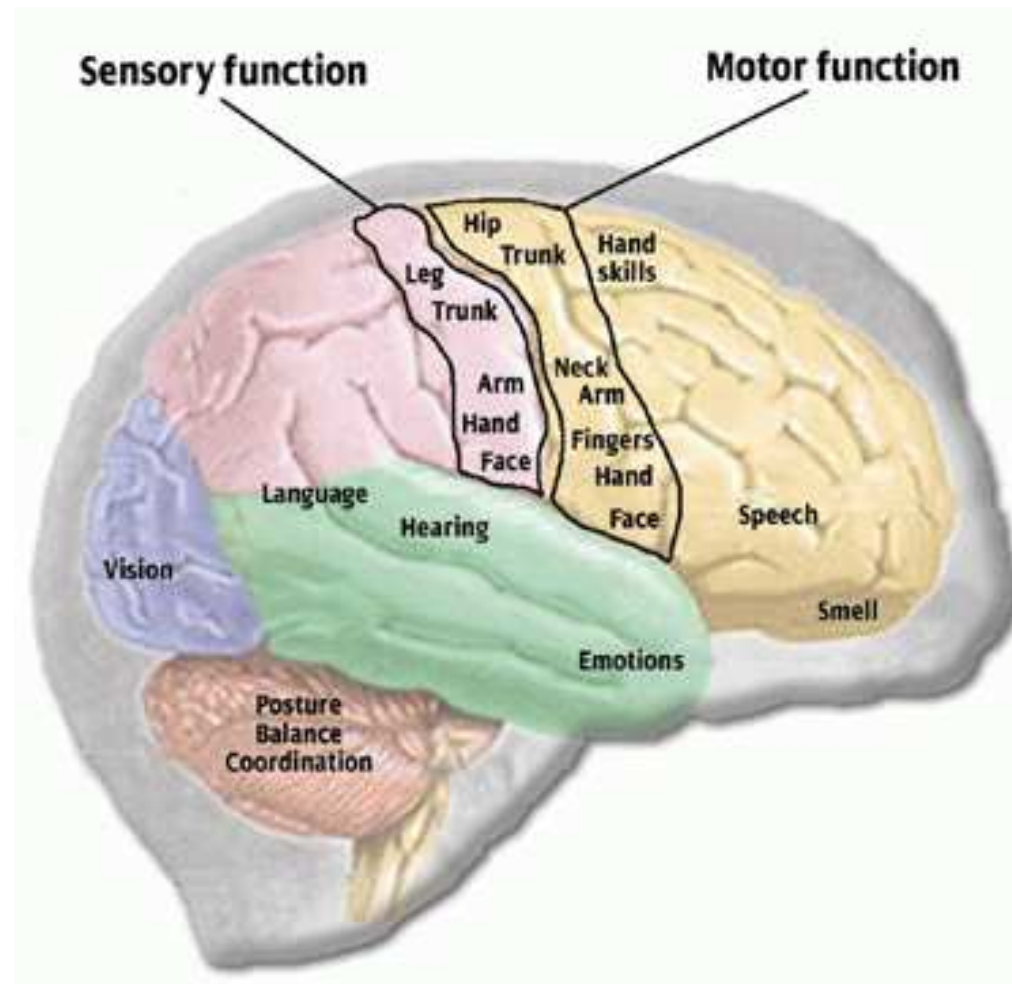


# Limbic System

---

- group of structures including amygdala, hippocampus, mammillary bodies and cingulate gyrus
- important for controlling the emotional response to a given situation
- hippocampus also important for memory
- functions: emotional behaviour

# Brain Functions

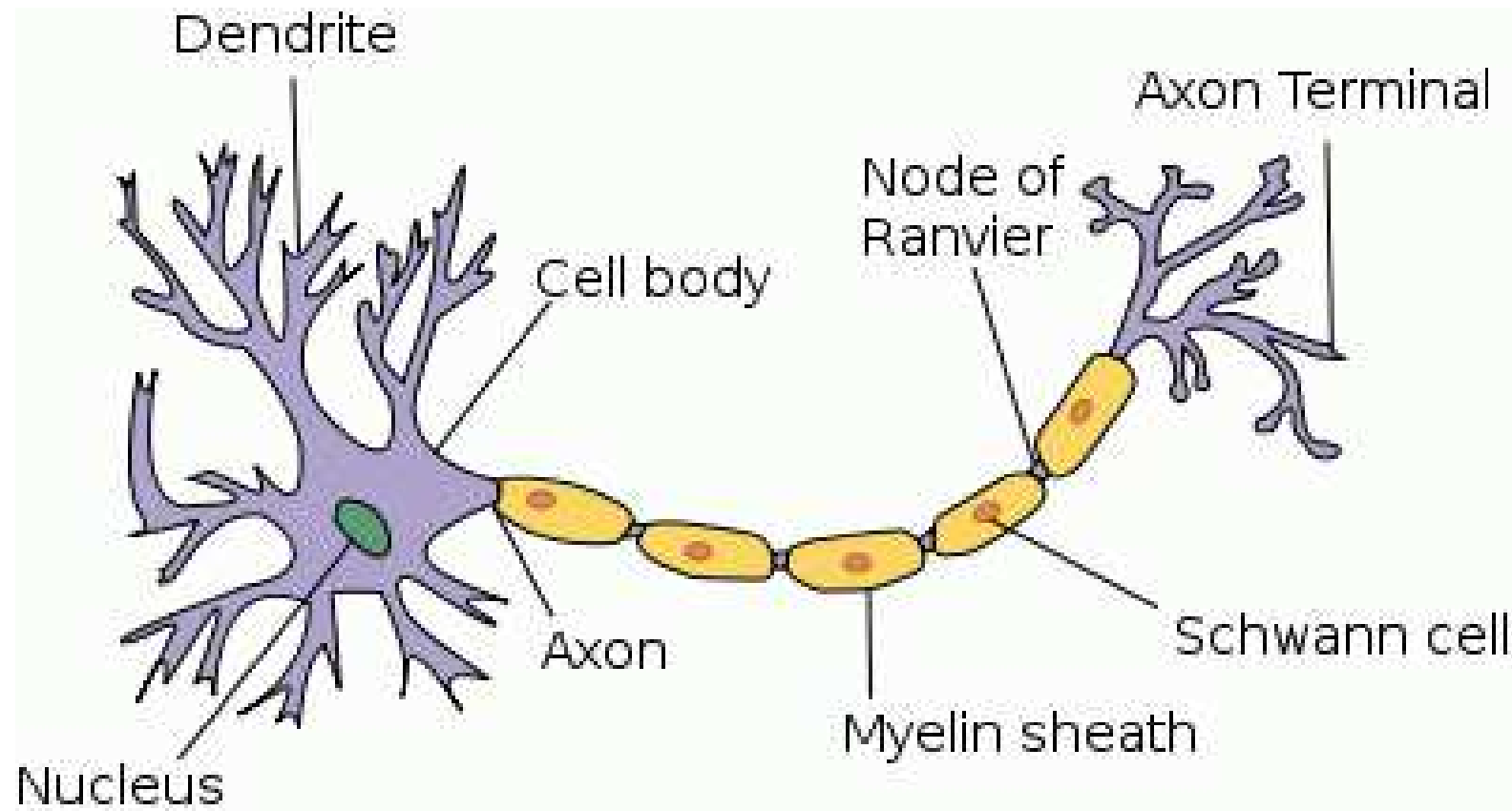


# Neurons as Body Cells

---

- The body is made up of billions of cells. Cells of the nervous system, called **neurons**, are specialized to carry “messages” through an electrochemical process.
- The human brain has about 100 billion neurons, and a similar number of support cells called “glia”.
- Neurons are similar to other cells in the body in some ways, such as:
  - ▶ neurons are surrounded by a cell membrane
  - ▶ neurons have a nucleus that contains genes (DNA)
  - ▶ neurons carry out basic cellular processes like protein synthesis and energy production

# Structure of a Typical Neuron

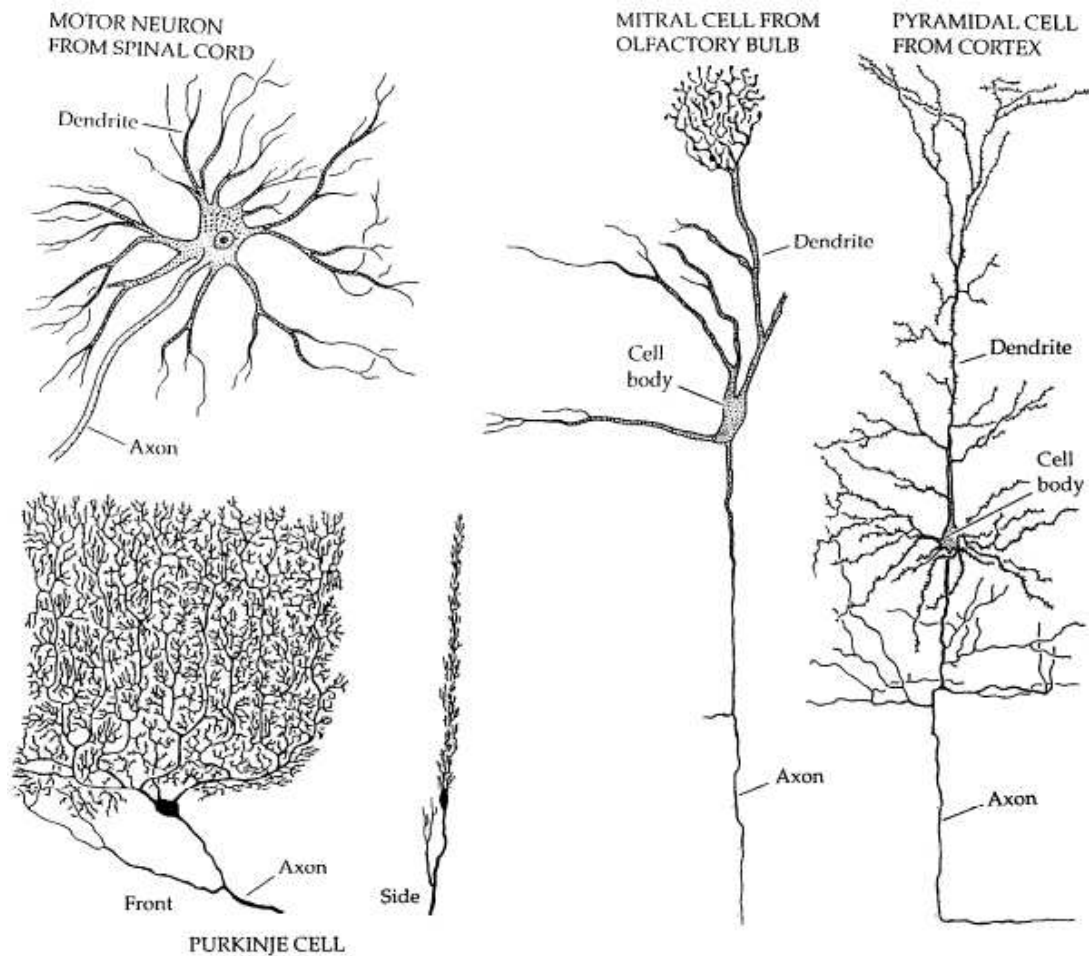


# Neurons versus Body Cells

---

- Neurons have specialized extensions called **dendrites** and **axons**. Dendrites bring information to the cell body, while axons take information away from the cell body.
- The axon of one neuron can connect to the dendrite of another neuron through an electrochemical junction called a **synapse**.
- Most neurons have only one axon, but the number of dendrites can vary widely:
  - ▶ Unipolar and Bipolar neurons have only one dendrite
  - ▶ Purkinje neurons can have up to 100,000 dendrites

# Variety of Neuron Types

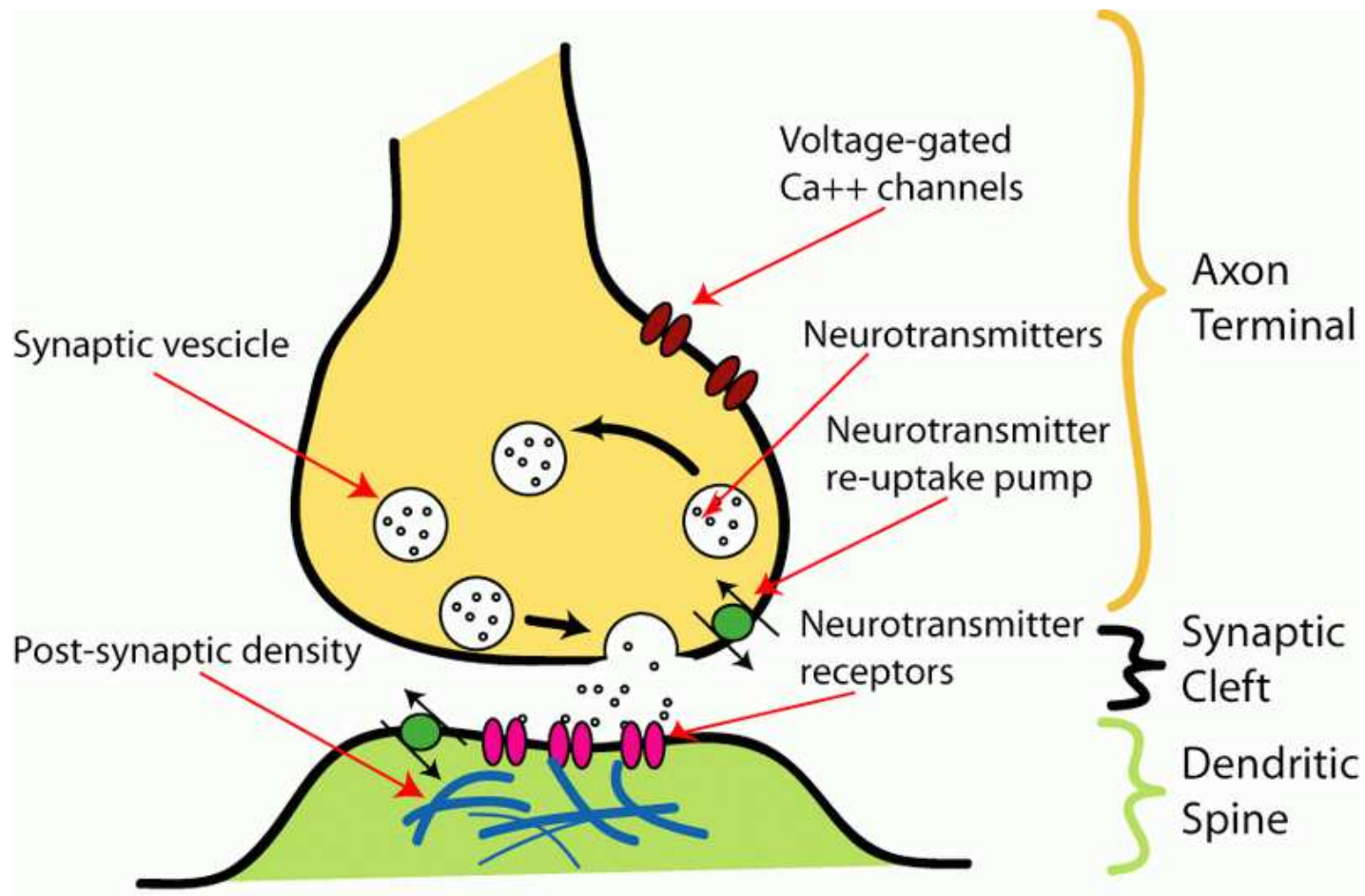


# Axons and Dendrites

---

- Dendrites are typically less than a millimetre in length
- Axons can vary in length from less than a millimetre to more than a metre (motor neurons)
- Long axons are sometimes surrounded by a myelinated sheath, which prevents the electrical signal from dispersing, and allows it to travel faster (up to 100 m/s).

# Synapse

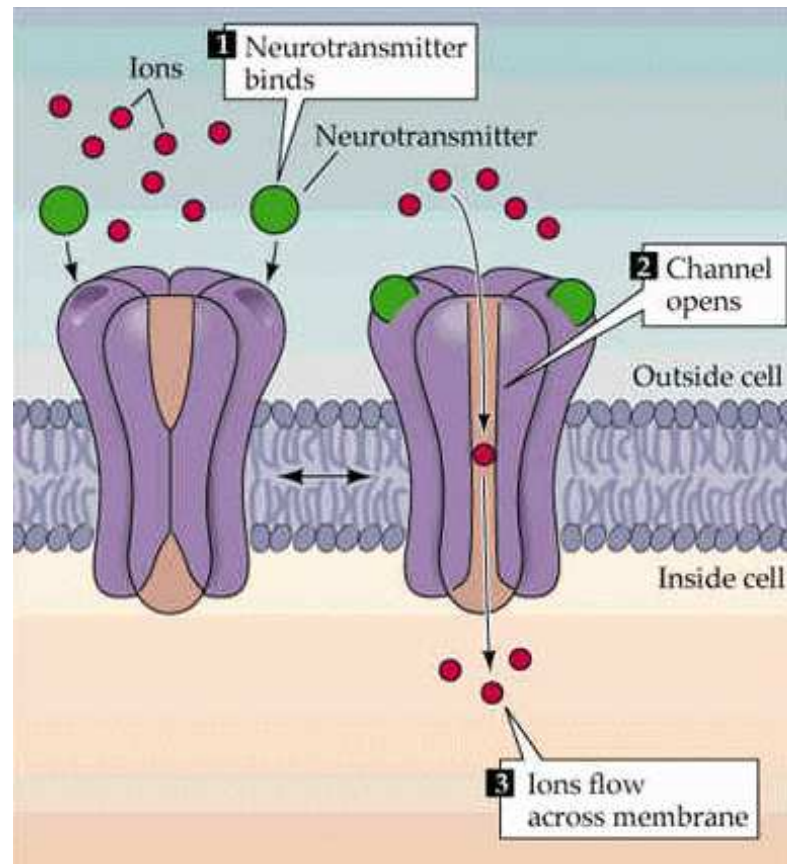


# Synapses and Ion Channels

---

- electrical pulse reaches the endbulb and causes the release of neurotransmitter molecules from little packets (vesicles) through the synaptic membrane
- transmitter then diffuses through the synaptic cleft to the other side
- when the neurotransmitter reaches the post-synaptic membrane, it causes a change in polarisation of the membrane
- the change in potential can be **excitatory** (moving the potential towards the threshold) or **inhibitory** (moving it away from the threshold)

# Ion Channel



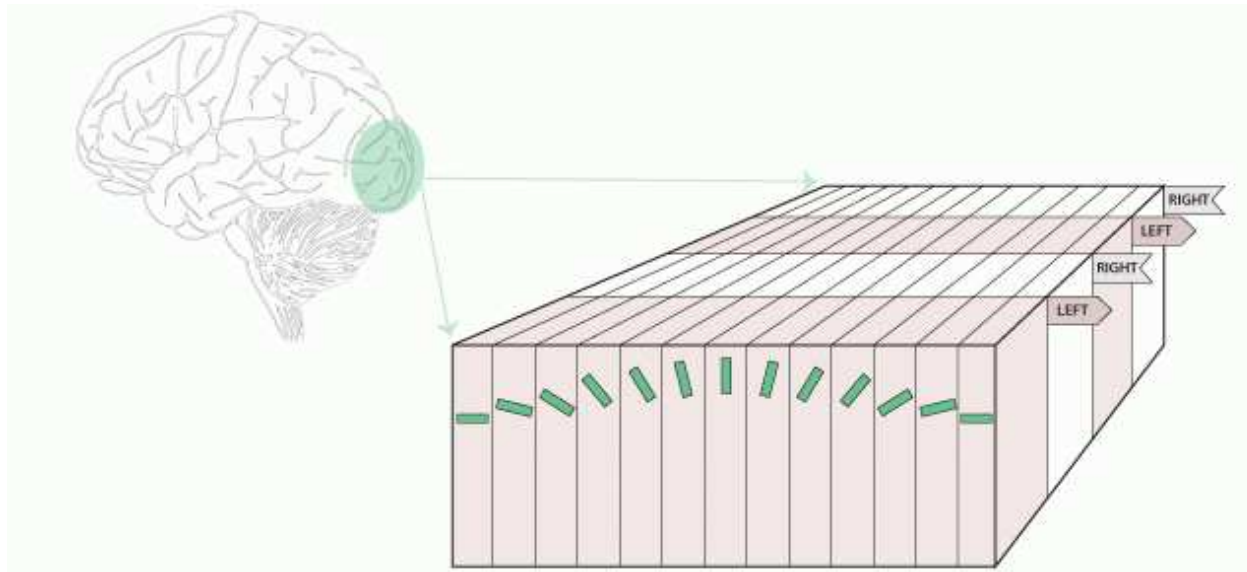
# The Big Picture

---

- human brain has 100 billion neurons with an average of 10,000 synapses each
- latency is about 3-6 milliseconds
- therefore, at most a few hundred “steps” in any mental computation, but massively parallel

# Hubel and Weisel – Visual Cortex

---



- cells in the visual cortex respond to lines at different angles
- cells in V2 respond to more sophisticated visual features
- Convolutional Neural Networks are inspired by this neuroanatomy
- CNN's can now be simulated with massive parallelism, using GPU's

# Spiking Neurons

- biological neurons spike in different patterns (quiescent, persistent, sporadic)
- spike timing might carry important information
- most NN models ignore timing information, but some work has been done on spiking network models
- in the future, special hardware might lead to a revolution for spiking networks, similar to what GPU's provided for CNN's

